

Habanero Pepper

African Hot Pepper Crop guide

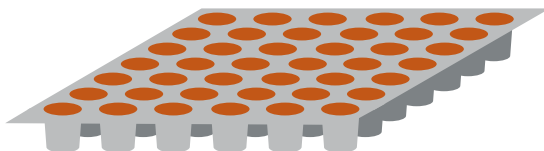


Sharing
a healthy
future

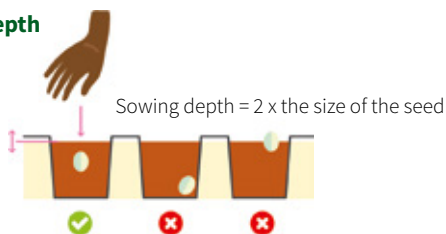


1. Filling tray

- Sow in a tray on a raised table
- Use a tray with planting holes that measure 2cm across, and that hold a minimum of 20 cc of medium
- Use a clean, fine textured and well drained growing medium eg well buffered coco peat
- Alternatively use a clean organic substrate mixed with perlite
- Cover with fine sand or vermiculite




2. Sowing depth



3. Taking care of seedlings

- Good ventilation
- Shade
- Keep constant moisture



4. Hardening

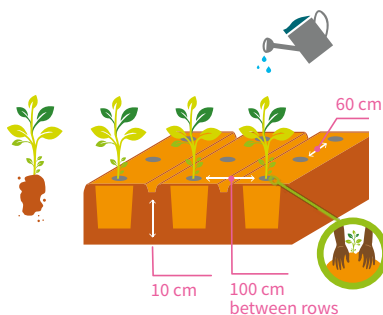
- Put seedling tray outside, 1 week before transplanting
- Water well



Land preparation and transplanting

1. Land preparation and plant distance

- On a light sandy soil apply 10 ton/ha organic matter
- 100 cm between rows x 60 cm between plants in the row



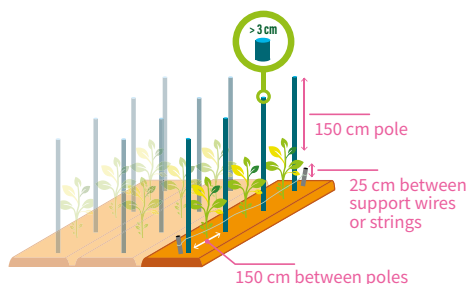
2. Transplanting

- 3-4 weeks after sowing
- Transplant late afternoon
- The tray must be watered before transplanting

Trellising

1. Trellising


- Hold the plant together by the horizontal wire on both sides of the plant
- Easier crop management
- Helps to reduce diseases
- Many ways to support the crop. The illustration gives one example



Fertilization

1. Fertilization

- Preferably check the soil by way of a soil test before planting
- Apply 10 ton/ha organic matter and 60% of the P and 10% of the N and K_2O before planting
- The guideline for fertilization is 140 kg N, 100 kg P_2O_5 and 200 kg K_2O per ha
- Always consult neighbouring growers to understand grower's practice
- Apply top dressing through drip irrigation with a complete fertilizer (mix includes all elements)
- Preferably irrigate more times per day and adapt the irrigation to the prevailing climate conditions
- Foliar application can be done early in the morning with a focus on magnesium and micronutrients



Habanero pepper Red

Lengai RZ F1



- For outdoor and indoor production
- Good uniformity and vigour
- Nice red colour when mature
- Fruit shape slightly blocky
- Average length of fruits: 4.5 cm
- Average weight of fruits: 13 gr
- Aromatic, high pungency
- Maturity in days after transplanting : 50 - 55
- Adapted for long cycles
- Good continuation
- Early variety with high yield

Habanero pepper Red

Afadja RZ F1



- For outdoor and indoor production
- Upright growth habit
- Good uniformity and vigour
- Attractive shiny red colour when mature
- Fruit shape oval
- Average length of fruits: 5.5 cm
- Average weight of fruits: 15 gr
- Aromatic, high pungency
- Maturity in days after transplanting : 50 - 55
- Early variety with high yield
- Adapted for long cycles
- Good continuation

Habanero pepper Yellow

Loleza RZ F1



- For outdoor and indoor production
- Upright growth habit
- High uniformity and vigour
- Attractive yellow colour when mature
- Light green colour when immature
- Fruit shape blocky
- Average length of fruits: 5cm
- Average weight of fruits: 9 gr
- Aromatic, high pungency
- Maturity in days after transplanting : 60 - 65
- Good continuation
- Adapted for long cycles

Rijk Zwaan's descriptions, illustrations, growing advices and any other information in whatever form for example on expiry, sowing, planting and harvesting dates are based as precisely as possible on experiences in trials and in practice. However, Rijk Zwaan does not accept in any case liability for damages resulting from the use of such descriptions, illustrations, growing advices and information. The buyer/user itself is responsible for proper storage of the seeds and will be deemed to determine whether the products and growing advices are suitable to be used for the intended cultivations and under the local conditions. The original English version is the prevailing version. www.rijkszwaan.com

Contact us:



www.rijkszwaanfrica.com/contact



infoafrica@rijkszwaan.com



Rijk Zwaan Africa



@rijkszwaanfrica

