

Hot Pepper

Crop guide

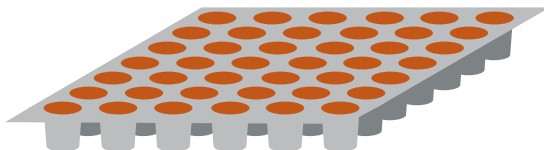


Sharing
a healthy
future

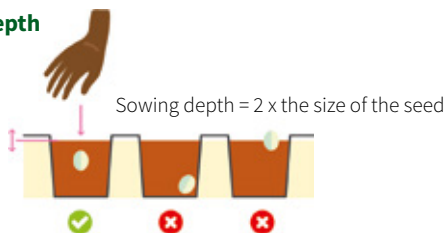


1. Filling tray

- Sow in a tray on a raised table
- Use a tray with planting holes that measure 2cm across, and that hold a minimum of 20 cc of medium
- Use a clean, fine textured and well drained growing medium eg well buffered coco peat
- Alternatively use a clean organic substrate mixed with perlite
- Cover with fine sand or vermiculite

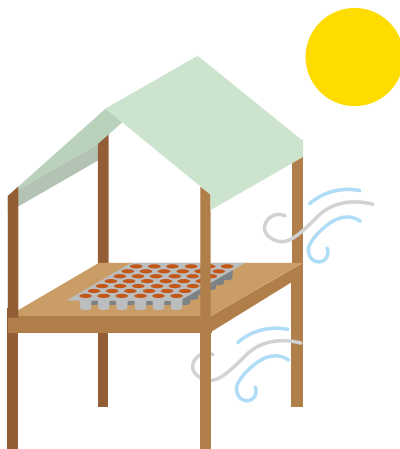


2. Sowing depth



3. Taking care of seedlings

- Good ventilation
- Shade
- Keep constant moisture



4. Hardening

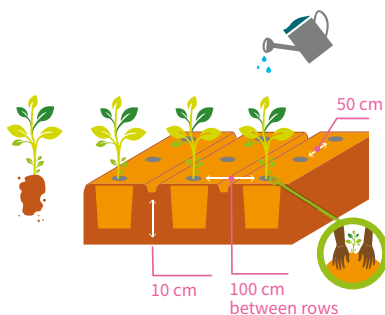
- Put seedling tray outside, 1 week before transplanting
- Water well



Land preparation and transplanting

1. Land preparation and plant distance

- On a light sandy soil apply 20 ton/ha organic matter
- 75 cm between rows x 50 cm between plants inside rows



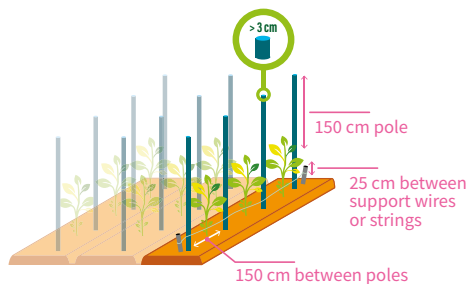
2. Transplanting

- 3-4 weeks after sowing
- Transplant late afternoon
- The tray must be watered before transplanting

Trellising

1. Trellising


- Hold the plant together by the horizontal wire on both sides of the plant
- Easier crop management
- Helps to reduce diseases
- Many ways to support the crop. The illustration gives one example



Fertilization

1. Fertilization

- Preferably check the soil by way of a soil test before planting
- Apply 10 ton/ha organic matter and 60% of the P and 10% of the N and K_2O before planting
- The guideline for fertilization is 140 kg N, 100 kg P_2O_5 and 200 kg K_2O per ha
- Always consult neighbouring growers to understand grower's practice
- Apply top dressing through drip irrigation with a complete fertilizer (mix includes all elements)
- Preferably irrigate more times per day and adapt the irrigation to the prevailing climate conditions
- Foliar application can be done early in the morning with a focus on magnesium and micronutrients



Hot Pepper

Habib RZ F1



HR Tm:0-2

- Conical shape
- Medium green colour
- Good plant vigour
- Medium hot
- Good fruit setting
- Average fruit length: 15 cm

Mextizo RZ F1



HR Tm:0-2

- For outdoor production
- Very uniform fruit shape
- Well balanced plant type
- Good production
- Thick flesh
- Good continuation in production
- Average fruit length: 10 – 12 cm

Erta Ale RZ F1



HR PVY:0,1,1.2/Tm:0-3/Xcv:1-3

IR TSWV:0/Lt/Pc/Ma/Mi/Mj

- Strong, upright plant that is highly productive and resistant
- Fruit size: 2,5 by 12 cm, 25 – 35 grams
- Fruits: shiny, smooth skin
- Nice fruit shape with dark green colour, very uniform
- Thick wall and very good shelf life
- Highly pungent
- Maturity: medium early (70 days after transplanting)

Rijk Zwaan's descriptions, illustrations, growing advices and any other information in whatever form for example on expiry, sowing, planting and harvesting dates are based as precisely as possible on experiences in trials and in practice. However, Rijk Zwaan does not accept in any case liability for damages resulting from the use of such descriptions, illustrations, growing advices and information. The buyer/user itself is responsible for proper storage of the seeds and will be deemed to determine whether the products and growing advices are suitable to be used for the intended cultivations and under the local conditions. The original English version is the prevailing version. www.rijkszwaan.com

Contact us:



www.rijkszwaanfrica.com/contact



infoafrica@rijkszwaan.com



Rijk Zwaan Africa



@rijkszwaanfrica

