

African Eggplant

Crop guide

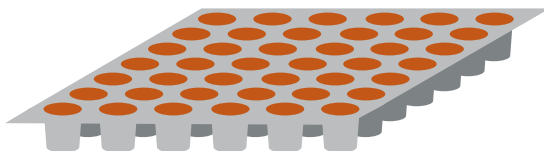


Sharing
a healthy
future

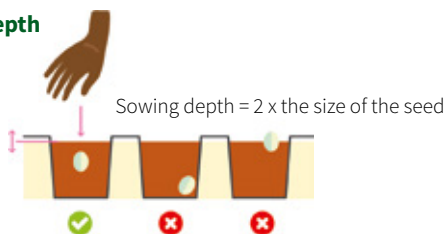


1. Filling tray

- Sow in a tray on a raised table
- Use a tray with planting holes that measure 2cm across, and that hold a minimum of 20 cc of medium
- Use a clean, fine textured and well drained growing medium eg well buffered coco peat
- Alternatively use a clean organic substrate mixed with perlite
- Cover with fine sand or vermiculite




2. Sowing depth



3. Taking care of seedlings

- Good ventilation
- Shade
- Keep constant moisture



4. Hardening

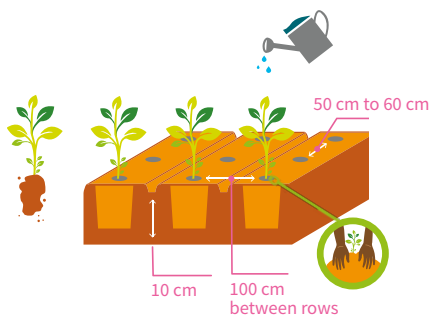
- Put seedling tray outside, 1 week before transplanting
- Water well



Land preparation and transplanting

1. Land preparation and plant distance

- On a light sandy soil apply 10 ton/ha organic matter; lime to pH 6-7
- Recommended plant density of 1,6 to 2,0 plants per square meter
- 100 cm between rows x 50 or 60cm between plants inside rows



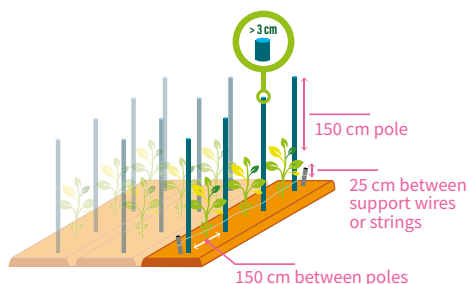
2. Transplanting

- 3-4 weeks after sowing
- Transplant late afternoon
- The tray must be watered before transplanting

Trellising

1. Trellising


- Hold the plant together by a horizontal wire on both sides of the plant
- Easier crop management
- Helps to reduce diseases
- Many ways to support the crop. The illustration gives one example



Fertilization

1. Fertilization

- Preferably check the soil by way of a soil test before planting
- Apply 10 ton/ha organic matter and 60% of the P and 10% of the N and K_2O ; lime to pH 6-7 before planting
- The guideline for fertilization is 200 kg N, 180 kg P_2O_5 and 190 kg K_2O per ha
- Always consult neighbouring growers to understand grower's practice
- Apply top dressing through drip irrigation with a complete fertilizer (mix includes all elements)
- Preferably irrigate more times per day and adapt the irrigation to the prevailing climate conditions
- Foliar application can be done early in the morning with a focus on magnesium and micronutrients



African Eggplant Round



Kerio RZ F1

(90-103 RZ F1)

- Bitter African eggplant
- Ribbed round shape
- White cream colour
- Early and productive
- Good shelf life
- High yield



Limpopo RZ F1

(90-101 RZ F1)

- Bitter African eggplant
- Round shape
- White cream colour
- Early and productive
- Good shelf life
- Dark green leaves
- Good tolerance level to insects and spider mites

African Eggplant Oval



Kazinga RZ F1

(90-205 RZ F1)

- Sweet African eggplant
- Oval shape
- Attractive white cream colour
- Early and high yield potential
- Good shelf life

Rijk Zwaan's descriptions, illustrations, growing advices and any other information in whatever form for example on expiry, sowing, planting and harvesting dates are based as precisely as possible on experiences in trials and in practice. However, Rijk Zwaan does not accept in any case liability for damages resulting from the use of such descriptions, illustrations, growing advices and information. The buyer/user itself is responsible for proper storage of the seeds and will be deemed to determine whether the products and growing advices are suitable to be used for the intended cultivations and under the local conditions. The original English version is the prevailing version. www.rijkszwaan.com

Contact us:



www.rijkszwaan.com/contact



infoafrica@rijkszwaan.com



Rijk Zwaan Africa



@rijkszwaanfrica

