

Slicer cucumber

Outdoor Crop guide

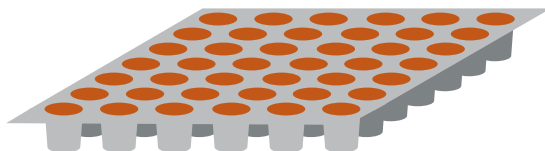


Sharing
a healthy
future

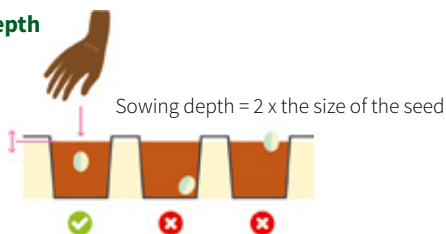


1. Filling tray

- Sow in a tray on a raised table
- Use a tray with planting holes that measure 2cm across, and that hold a minimum of 20 cc of medium
- Use a clean, fine textured and well drained growing medium eg well buffered coco peat
- Alternatively use a clean organic substrate mixed with perlite
- Cover with fine sand or vermiculite




2. Sowing depth



3. Taking care of seedlings

- Good ventilation
- Shade
- Keep constant moisture



4. Hardening

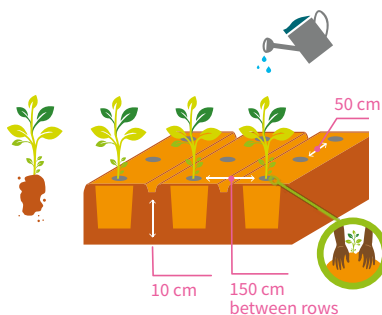
- Put seedling tray outside, 1 week before transplanting
- Water well



Land preparation and transplanting

1. Land preparation and plant distance

- On a light sandy soil apply 25 ton per ha organic matter
- 150 cm between rows x 50 cm between plants in the row



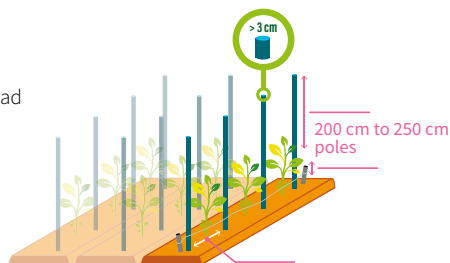
2. Transplanting

- 3-4 weeks after sowing
- Transplant late afternoon
- The tray must be watered before transplanting

Trellising

1. Trellising


- Provide a supporting frame with poles and an overhead wire, and drop a string to support each plant
 - Easier crop management
 - Helps to reduce diseases
 - Many ways to support the crop.
- The illustration gives one example



Fertilization

1. Fertilization

- Preferably check the soil by way of a soil test before planting
- Apply 25 ton per ha organic matter and 130 kg N, 95 kg P_2O_5 and 95 kg K_2O per ha as base fertilizer before planting
- In addition to the base fertilizer before planting, apply 50 kg N and 50 kg K_2O per ha during the season
- Always consult neighbouring growers to understand grower's practice
- Apply top dressing through drip irrigation with a complete fertilizer (mix includes all elements)
- Preferably irrigate more times per day and adapt the irrigation to the prevailing climate conditions
- Foliar application can be done early in the morning with a focus on magnesium and micronutrients



Massa RZ F1



HR Cca/Ccu

IR CMV

- Slicer cucumber
- Average fruit length : 19-24 cm
- Strong growing variety
- Dark green leaves
- Good length/thickness ratio
- Parthenocarpic variety
- Uniform fruit setting
- Bitter free

Mydas RZ F1



HR Ccu/Px (ex Sf)

IR CMV/CVYV

- Slicer cucumber
- Average fruit length: 22 cm
- Very productive
- For indoor and open field cultivation
- Dark green fruit
- Parthenocarpic variety
- Good vigour of the plant
- High quality fruit

Rijk Zwaan's descriptions, illustrations, growing advices and any other information in whatever form for example on expiry, sowing, planting and harvesting dates are based as precisely as possible on experiences in trials and in practice. However, Rijk Zwaan does not accept in any case liability for damages resulting from the use of such descriptions, illustrations, growing advices and information. The buyer/user itself is responsible for proper storage of the seeds and will be deemed to determine whether the products and growing advices are suitable to be used for the intended cultivations and under the local conditions. The original English version is the prevailing version. www.rijkszwaan.com

Contact us:



www.rijkszwaan.com/contact



infoafrica@rijkszwaan.com



Rijk Zwaan Africa



@rijkszwaanfrica

